

HYDRA

Quality by Witzemann



WITZENMANN
managing flexibility

GAS SYSTEM HYDRA GS

The gas installation system that sets new standards.

Witzemann GmbH

Östliche Karl-Friedrich-Str. 134
75175 Pforzheim, Germany
Phone +49 7231 581 - 0
Fax +49 7231 581 - 820
wi@witzemann.com
www.witzemann.com

3363uk/4/03/13/1

SAFETY IN FOCUS

The Witzemann Group is one of the world's leading manufacturers of flexible metal hoses for gas



As a development partner of the international gas industry, we have already implemented innumerable innovative product solutions. This is thanks to the proximity of our development engineers to the market, and because we have kept ahead of the competition in terms of new developments ever since inventing the flexible metal hose more than 150 years ago.

In order to continue setting the standards in the industry, we not only operate our own development centre but also an extensive test facility in line with international standards.

This guarantees high quality and satisfied customers – and has made us the European market leader in the gas sector and beyond. Our flexible metal hoses and compensators for gas applications are used in their millions all over Europe, and have established an outstanding reputation for trouble-free, safe operation.

To discover more about our expertise in flexible gas hoses, visit: www.witzemann.de



HYDRA products comprehensively meet the requirements for an extremely wide range of international standards and Europe-wide accreditations. This offers reliable proof of quality and safety, even for gas applications.

UNIQUE. SMART. HYDRA GS!



The Witzemann HYDRA GS gas system is a genuine innovation for the gas installation market. What's new about it? The absolutely simple technology for making the connection between the gas carrying flexible hose and the fittings. This is done using a special hydraulic tool, which is light, fits perfectly in the hand and is easy to operate. As a result, it is possible to work for longer without fatigue.

With the jacketed stainless steel corrugated hose allowing fast and flexible pipe routing, the HYDRA GS system makes it possible to achieve levels of quality in handling and installation which have never been equalled before.

The line

The key points of the entire system are its operating efficiency and easy handling. A vital component of this is the jacketed corrugated stainless steel flexible hose. It is semi-flexible and is delivered on the roll. The rolls can easily be carried to the installation site on the fitter's shoulder.

The line can be adapted to various corners, openings and recesses simply by bending by hand. Approved in accordance with European standard EN 15266, HYDRA GS meets all the requirements for safe and long-lasting application.

The Assembly Case (or The Tool Kit)

All the components required for installation are clearly laid out and accommodated in one case. Compact and light, the HYDRA GS assembly case offers a decisive handling benefit compared to conventional systems.

The Case Contents

- Axial pressing tool
- 4 Pull rods (DN 16, DN 20, DN 25, DN 32)
- Corrugated tube cutter
- Expansion head
- Charger
- Adhesive tape

HYDRA GS TECHNICAL DETAILS

Case contents



Technical data

Carrying case

- Weight of the overall system: 6.3 kg
- Weight of the hydraulic tool: 2.1 kg
- Case dimensions (HxWxD): 41 cm x 50 cm x 12 cm

Line

- Diameter ranges: DN 16 to DN 32
- Available length on roll: 10 m to 50 m
- Roll weight: 3.3 kg to 13 kg

The Advantages

Lightweight!

- Up to 50 m can be installed from the roll in one piece
- Axial pressing tool for assembly is significantly lighter than comparable tools
- Light, jacketed stainless steel corrugated flexible hose from the roll – so handling could scarcely be easier
- The light weight means that overhead work can easily be carried out

Fast!

- Quick assembly of fittings – 7 seconds max.
- In just a few steps, the flexible hose is cut to the required length, equipped with the proper fittings and simply bent by hand to adapt to recesses, corners or openings.
- Fittings for bends (90° and 45°) are not required
- The light weight and compact packaging method of the flexible hoses means that transport by a single person is effortless.

Economical!

- Cost and logistical advantages accrue with increasing project scale. They result from light packaging units, straightforward handling and simple assembly.
- No intensive training required
- Payback within a short time



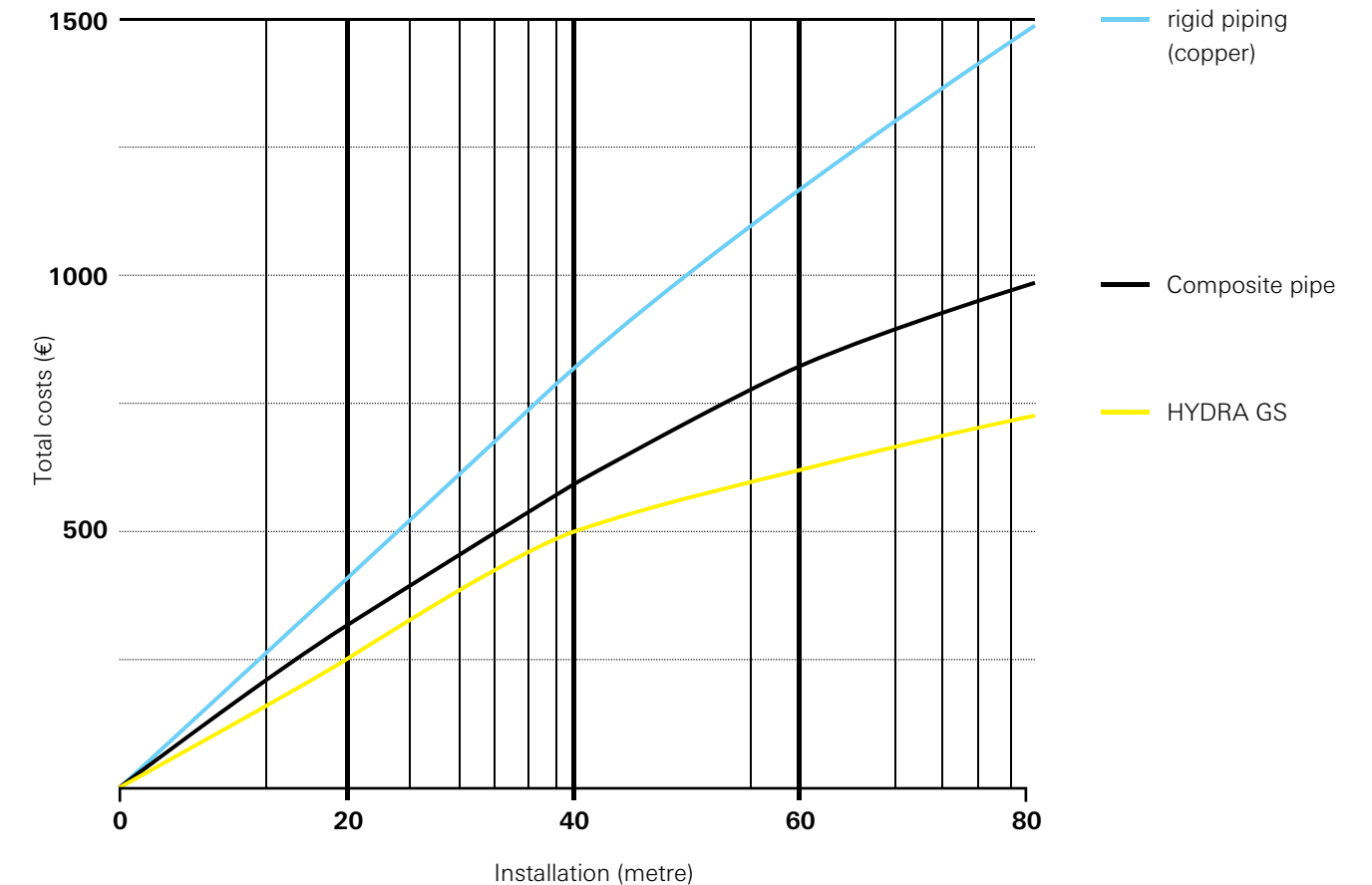
Approvals



HYDRA GS IN COMPARISON

Example of Installation

Installation of a gas line on the ground floor, point-to-point installation, new building.





Summary


HYDRA GS offers particular advantages compared to existing systems on the market


- For long installation distances
- For renovations
- For angled pipe geometries because of easy pliability
- For mounting in ducts with difficult access

HYDRA GS THE FITTINGS


Threaded nipple	DN	ID no.
	16	<1058086>
	20	<1058092>
	25	<1058117>
	32	<1058119>


Coupling	DN	ID no.
	16	<1079767>
	20	<1079769>
	25	<1079771>
	32	<1079772>

Rotating connection	DN	ID no.
	16	<1057985>
	20	<1058051>
	25	<1058056>
	32	<1058059>

Rotating screw connection	DN	ID no.
	16	<1062088>
	20	<1062089>
	25	<1062090>
	32	<1062091>


T piece	DN	ID no.
	16/20	<1053244>
	25	<1053237>
	32	<1052764>

T-piece with reducer	DN	ID no.
	DN 25 to DN 16/20	<1062085>
	DN 32 to DN 25	<1062080>

T-piece with 2 reducers	DN	ID no.
	DN 25 to DN 16/20	<1062087>
	DN 32 to DN 25	<1062084>

HYDRA GS ACCESSORIES AND MORE

Jacketed corrugated stainless steel flexible hose	DN	Length/roll	ID no.
	16	10 m	<1062123>
	16	25 m	<1062206>
	16	50 m	<1062221>
	20	10 m	<1062127>
	20	25 m	<1062211>
	20	50 m	<1062224>
	25	10 m	<1062130>
	25	25 m	<1062219>
	25	50 m	<1062228>
	32	10 m	<1062132>
	32	25 m	<1062220>

Pipe clamp/clip	DN	ID no.
	16	<1052549>
	20	<1052556>
	25	<1052560>
	32	<1052562>

Strap	DN	ID no.
	20	<1052521>
	25	<1052527>
	32	<1052528>

Earth clamp	DN	ID no.
	16	<1051809>
	20	
	25	
	32	

Assembly case	Item	ID no.
	Assembly case complete	<1062136>
	Assembly case consisting of	
	Corrugated pipe cutter	<1062024>
	Adhesive tape	<10945 >
	Expansion head	<1060722>
	Charger	<1053037>
	Axial pressing tool with connecting rods	<1053026>
Empty assembly case	<1061415>	

HYDRA GS STRAIGHTFORWARD ASSEMBLY

Learned in 3 minutes – the system is self-explanatory



1. After measuring the section to be installed, cut the flexible hose from the reel with a surplus of about 5 - 10 cm.



2. Widen the flexible hose.



3. Insert the pull rod into the HYDRA GS axial pressing tool, with the mounted fitting.

HYDRA GS STRAIGHTFORWARD ASSEMBLY

Learned in 3 minutes – the system is self-explanatory



4. Push on the flexible gas hose.



5. Remove the fitted flexible hose.



6. Wrap around with adhesive tape.